



Grade 1 Weekly Plan

Jan 14-18

SPECIAL ANNOUNCEMENTS

Online Resources:



Seesaw: <https://web.seesaw.me/>



<https://www.kidsa-z.com/main/Login/teacherUsername/>



<https://ca.ixl.com/signin/hayatuni>



www.education.com/games/play (optional)



<https://wow.boomlearning.com/> (optional)






















Assessments

View Resource section to identify the skills that will be on the assessments
All assessments will be on Thursday unless otherwise noted.

Thursday, Jan 18th– Math assessment

Thursday, Jan 18th–Sight word 3A assessment

Subject	Learning Objective	Resources
<p>Phonics</p>	<p>The students will view and practice sound cards. Assessments will be over any sounds learned. Please view below.</p> <p>Please click on the Sound Card Video and practice with your child daily for the length of the video (6 minutes)</p> <p>Jolly Phonics Book 2</p>	<p>Sound Card Video</p> <p>Jolly Phonics Book 1</p> <p>Jolly Phonics book 2 (current)</p> <p>January Jolly Phonics Pacing Calendar</p> <p>February Jolly Phonics Pacing Calendar</p>
<p>Reading</p>	<p>Teachers will be focused on completing beginning of year assessments</p> <p>Read Aloud Options Teacher's choice Focus on starting guided reading groups</p> <p>Continue Reading Strategy Animals</p> <p>Continue comprehension practice</p> <p>Vocabulary: "Good Readers", concepts of print, front cover, back cover, spine, words, spaces, sentences Sight words List 3A</p>	<p>NEW!!!! Sight word Slides</p> <p>Reading Strategies Animals</p> <p>Characters & Setting</p> <p>Problem & Solution</p> <p>Sight words List 3A & 3B</p>

<p>Writing</p>	<p>Students will learn procedural / “How to” writing</p> <p>Ongoing: 5 Star Writing</p> <p>5 Star Writing</p> <table border="1" data-bbox="492 527 1118 787"> <tr> <td></td> <td>Capital letter to start my sentence. → I see a dog.</td> </tr> <tr> <td></td> <td>Punctuation to end my sentence. Where is the dog?</td> </tr> <tr> <td></td> <td>Use finger spaces. The dog is brown.</td> </tr> <tr> <td></td> <td>Use neat handwriting & phonemic spelling. Kk </td> </tr> <tr> <td></td> <td>My sentence makes sense. </td> </tr> </table>		Capital letter to start my sentence. → I see a dog.		Punctuation to end my sentence. Where is the dog?		Use finger spaces. The dog is brown.		Use neat handwriting & phonemic spelling. Kk 		My sentence makes sense. 	<p>Grammar Book</p> <p>Nouns Video</p> <p>Verbs Video</p> <p>Adjectives</p> <p>The Sentence Song</p>
	Capital letter to start my sentence. → I see a dog.											
	Punctuation to end my sentence. Where is the dog?											
	Use finger spaces. The dog is brown.											
	Use neat handwriting & phonemic spelling. Kk 											
	My sentence makes sense. 											
<p>Math</p>	<p>Students will learn number sense using 10 and 20 frames (double ten frames).</p> <p>Vocabulary words: Number ID, Counting, ones, tens, patterns, counting on, counting backwards, “how many?”, more, less, place value, tens, ones</p> <p>Number sense: Identifying, writing & counting numbers within 20, writing number names to 20. Learning place value. Groups of ten.</p>	<ul style="list-style-type: none"> • Counting to 100 • Numbers in the teens • Friends of 10 • Counting Backwards from 20 • Patterns Video • Jump math Book 1.1 										
<p>Socials/ Science</p>	<p>The students will learn about States of Matter.</p> <p>What is a Solid? Video</p> <p>What is Liquid?</p> <p>What is a gas?</p> <p>Ongoing- planting a garden at HUBS</p>	<p>Hayat High 5 Theme:</p> <p>Be Safe</p> <p>Be Safe Video</p>										